

kliniderm® superabsorbent dressing

Super absorbency,
Super performance,
even under compression







KLINION®

Kliniderm® superabsorbent

Kliniderm® covers the advanced products of Klinion - a well - known wound care brand. For over 30 years, Klinion offers global patients **good quality products** for **competitive prices**. With a wide range, Kliniderm® products ensure optimal user comfort.

Indications for use

Kliniderm® superabsorbent dressings may be used under compression and are indicated for exuding chronic and acute wounds.

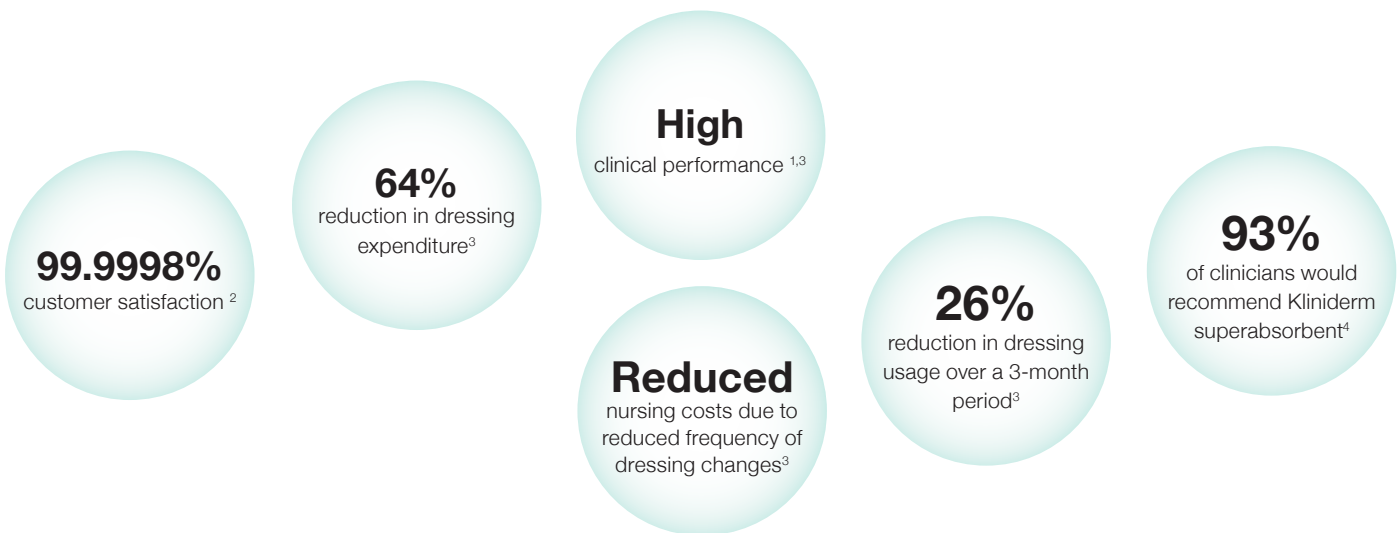
	 Low	 Moderate	 High	 Excessive
Description	Small amounts of fluid are visible when the dressing is removed No peri-wound maceration	Dressing may be extensively soiled Possible peri-wound skin maceration/excoriation	Excessive fluid is visible Primary dressing is wet and there may be strikethrough on secondary dressing Possible peri-wound skin maceration/excoriation	
Management aims	Maintain moist wound healing Maintain peri-wound skin		Reduce and manage the level of moisture Maintain peri-wound skin	
Dressing choice		kliniderm® superabsorbent		

Kliniderm® is clinically effective

Kliniderm® superabsorbent is widely used and a fast growing brand.

Clinical studies have shown:

Kliniderm® superabsorbent dressings provide high quality performance and quality of care, managing your wounds and your budgets.

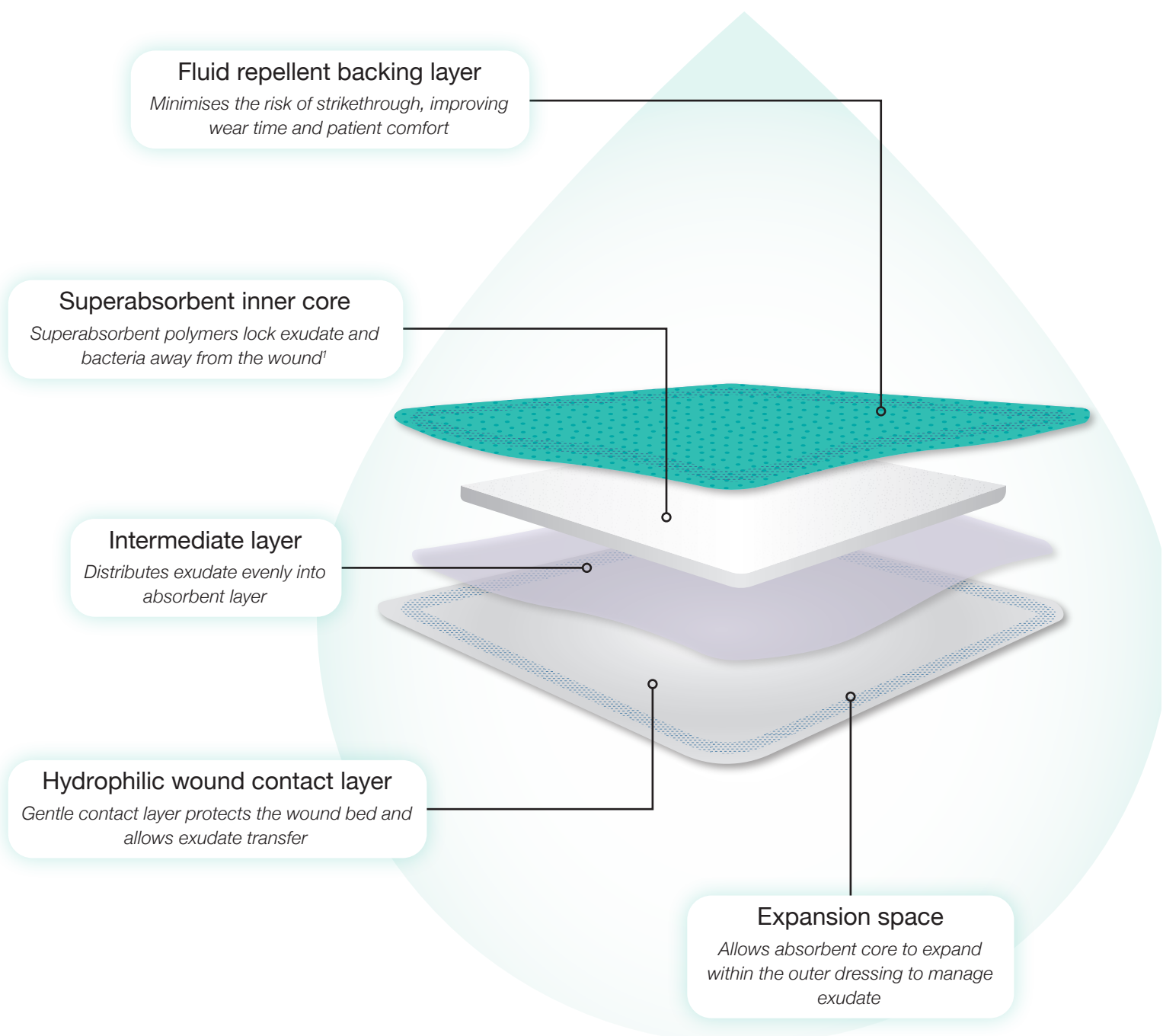


Super absorbency Super performance

... even under
compression¹

Ineffective exudate management may lead to leakage and soiling, peri-wound maceration, delayed healing, odour, discomfort, pain and infection, the need for frequent dressing changes and psycho-social issues that may result in social isolation.

**Kliniderm® superabsorbent is a four-layer
superabsorbent dressing held together
by a hypoallergenic patented seal.
Your solution for moderate to highly exuding wounds.**




Kliniderm® superabsorbent provides value for money

There is no need to compromise on quality

Kliniderm® superabsorbents are comparable to marketleading brands in absorption, absorption under compression, comfort and not interfering with daily activities.

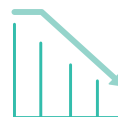
Kliniderm superabsorbent provide significant savings. Ask to find out more!



In non-healing wounds, exudate levels may be difficult to manage and may lead to the wound slowing down or even prevent cell proliferation, interfere with growth factor availability or contain elevated levels of matrix metalloproteinases (MMPs)⁵⁻⁷. Kliniderm® superabsorbent dressings have been proven to:



Lock and retain bacteria in the inner core¹



Effectively reduce levels of MMP-2 and MMP-9 in vitro⁸

When your dressing is performing, there is no need to stack, fold or shape



Effective under compression
ideal for wet and leaky legs



Lightweight, flexible and conformable
enables easy application without bulk resulting in increased patient comfort



Excellent absorption and retention properties
reduces the risk of maceration and protects peri-wound tissue



Hypoallergenic
no glues and adhesives providing increased patient comfort



Gentle contact layer
does not adhere to the wound bed



Large range of sizes
providing an option for all your wound requirements



Value for money
high quality dressing at affordable prices



A MEDIQ COMPANY

Medeco B.V.

Alexander Flemingstraat 2 | 3261 MA Oud-Beijerland | The Netherlands



www.medeco.org

References:

1. Free swell absorption, 2015. Data on file. 2. Data on file. KLIN06. 3. Barrett, S. Cost-effective management of wound exudate. Wounds Essentials, 2015, 10(1). 4. Stephens, C (2020) A 49 patient observational evaluation of the clinical benefits and acceptance of a superabsorbent dressing within 5 NHS sites in the UK. Wounds UK poster. 5. Vowden K, Vowden P. The role of exudate in the healing process: understanding exudate management. In: White, R (ed). Trends in Wound Care: Volume III. 2004; 3-22. 6. Yager DR, Zhang LY, Liang HX, et al. Wound fluids from human pressure ulcers contain elevated matrix metalloproteinase levels and activity compared to surgical wound fluids. J Invest Dermatol 1996; 107(5): 743-48. 7. Trengove NJ, Stacey MC, MacAuley S, et al. Analysis of the acute and chronic wound environments: the role of proteases and their inhibitors. Wound Repair Regen 1999; 7(6): 442-52. 8. Sellars L., Thornhill S., Thomas H. and Westgate S.J. Sequestration and modulation of MMP-2 and MMP-9 by superabsorbent wound dressing, Wounds UK poster, 2018.

TSK_0175_SA_2021-11